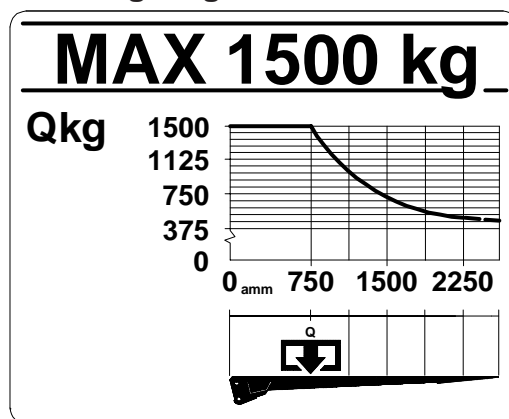

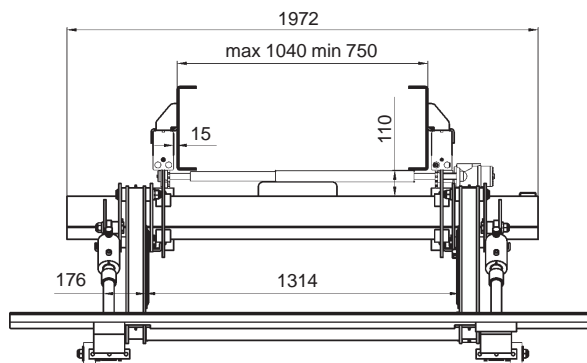
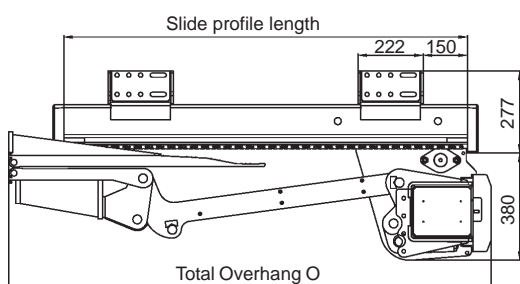
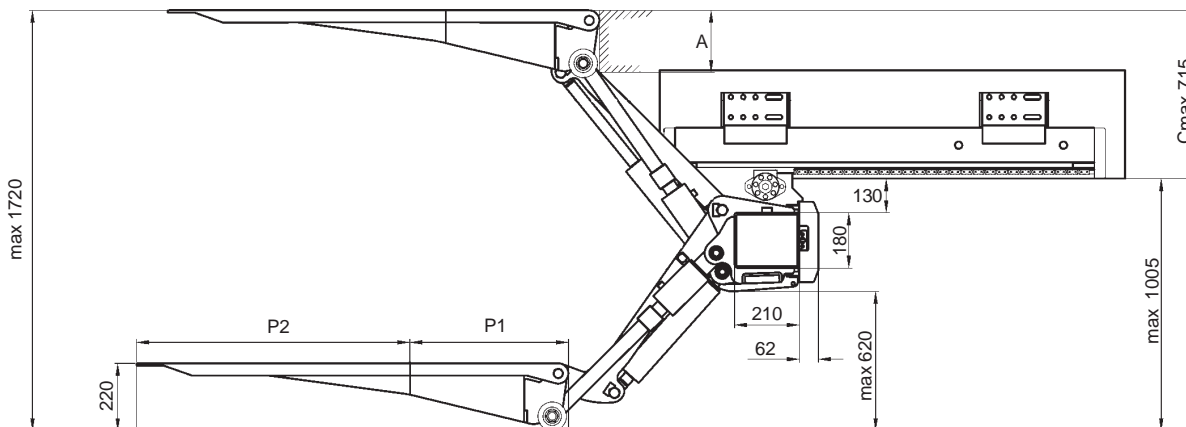


(160 bar)	12 volt	24 volt
Pump - Motor Unit	245A	125A
Magnet (hydraulic unit)	4,2A	2,1A
Magnet (electric safety valve)	1,5A	0,75A
Solenoid	1,5A	0,85A
Cable area:		
Control cable	1,5mm <sup>2</sup>	1,5mm <sup>2</sup>
Main cable 0-8m	35mm <sup>2</sup>	35mm <sup>2</sup>
Main cable 8-15m	50mm <sup>2</sup>	35mm <sup>2</sup>
Main cable <15m	-	50mm <sup>2</sup>
Power source:		
Min. capacity	170Ah	180Ah
Min. voltage	9 Volt	18 Volt

Loading diagram



Installation dimensions (mm)



P1 (mm)	Slide profile length (mm)
- 700	1590
700 -	1700

PML		
P1	P2	O
524	989	1824
524	1164	1824
674	989	1974

C	A
715	205
700	195
650	182
600	172
550	164
500	157
450	145
400	135
350	121
305	110



Zepro Sales Tel: +46 150 489 550  
 Fax: +46 150 489 551, +46 150 489 566  
 E-mail: info@z-lyften.se, Internet: www.z-lyften.se, www.zepro.com